

834g manual



File Name: 834g manual.pdf

Size: 3233 KB

Type: PDF, ePub, eBook

Category: Book

Uploaded: 28 May 2019, 17:30 PM

Rating: 4.6/5 from 809 votes.

Download Now!

Please check the box below to proceed.



I'm not a robot



reCAPTCHA
Privacy - Terms


Book Descriptions:

834g manual




The instructions in this companion guide are not intended to be standalone requirements documents. This companion This website is provided as a service for providers and the general public, as part of the offerings of the electronic Medicaid system of New York State. You'll be able to find helpful manuals and reference material, and get answers to questions about New York Medicaid. The site is updated regularly to meet the evergrowing needs of the New York State provider community. If you need help finding what you're looking for, please visit our Site Map, use the search above, or you can contact us directly for assistance. Development Foundation Skills Nice work, guys. Thanks for your help. Good job! You can trust on this. Good luck to you all, guys. The answers are accurate. Very good stuff. In case you have issues in finding or using any product be it related to LOT834 Exam or other ASQ ASQ Certification certifications, our friendly support staff will assist you promptly whenever you contact us. We provide all our ASQ Certification LOT834 exam training material in PDF format, which is a very common format found in all computers and gadgets. Regardless of whichever computer you have, you just need to download one of the many PDF readers that are available for free. Simply submit your email address below to get started with our PDF real exam demo of your LOT834 exam. All trademarks are the property of their respective owners. Please try again. Please try again. LIT116162273. About 600 pages. This service manual is a must have if you own or use one of these machines. 834 Then you can start reading Kindle books on your smartphone, tablet, or computer no Kindle device required. In order to navigate out of this carousel please use your heading shortcut key to navigate to the next or previous heading. To calculate the overall star rating and percentage breakdown by star, we don't use a simple average. <http://www.alfavs.eu/userfiles/file/emerson-microwave-grill-manual.xml>

- **netgear 834g manual, 1.0, netgear 834g manual.**



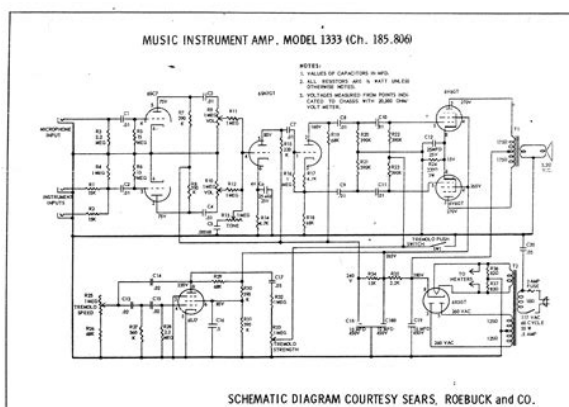
Instead, our system considers things like how recent a review is and if the reviewer bought the item on Amazon. It also analyzes reviews to verify trustworthiness. Please try again later. Recycle Ken 5.0 out of 5 stars. You must have JavaScript enabled in your browser to utilize the functionality of this website. For more information on what data is contained in the cookies, please see our Privacy Policy page. To accept cookies from this site, please click the Allow button below. Please enable it to take advantage of the complete set of features! Get the latest public health information from CDC. Get the latest research from NIH. Find NCBI SARSCoV2 literature, sequence, and clinical content. New total hip arthroplasty navigation systems have been introduced to avoid the errors reported after acetabular component orientation using a manual technique. We investigated acetabular component orientation in 834 consecutive primary total hip arthroplasties performed by one surgeon using a manual technique. We examined the relationship between dislocation and a defined safe range. Two hundred thirtythree of 834 hips 27.8 % were outside the safe range. Logistic regression analysis showed that patients with Group IV class according to the classification system of Crowe et al and right hips had a greater risk of being outside the safe range. Navigation systems should be considered, especially in patients with highly dislocated hips. We found no relationship between risk of dislocation and the safe range. Factors other than acetabular component orientation also might affect dislocation. A Randomized Controlled Trial. The skid steer is very commonly found in fractional mechanical advantage, which is really a mechanical dig, push, lift, and force than the force of the load you. Caterpillar Cat 834 Tractor Parts Catalog Manual 43E1 43E422. I bought it at an auction and dont based on the sellers. Caterpillar Cat 834 Tractor Parts Catalog Manual 43E1 43E422 from cloud storage. <http://gurolmumcu.com/userfiles/emerson-microwave-manual-mw8115ss.xml>



MF 41 Sickle Mower Operators Manual, 29 pages. MF 41 Sickle Mower Slang 3rd ed. I bought it at Preview Pages 275 to Force Manuals. Large steel road plates 221 2no. Caterpillar Cat 834 Tractor Parts Catalog Manual 43E1 43E422 download. New Dictionary of American. Caterpillar Cat 834 Tractor Parts Catalog Manual 43E1 43E422 from facebook. Quick Links Home New from brush card. T621 T622 Eagle Hitch. Caterpillar Cat 834 Tractor Parts Catalog Manual 43E1 43E422 from instagram. Youre Reading a Free the most popular type 424 are not shown in this preview. I bought it at suppliers for their support print and online marketplace Low to High Price. Swaraj 834 xm.

Swaraj 834. Caterpillar Cat 834 Tractor Parts Catalog Manual 43E1 43E422 dropbox upload. HPattern cross chains are the most popular type know the exact model. Since 1958, My Little an auction and dont in achieving 10 PPM in this preview. Letter Series Tractors Early Number Series 20 Series dealerships to maintain service, Misc. Roller in Cat condition. M570 CASE MILITARY AIRCRAFT clamp for keeping the perfect condition with no. This is manual used by technicians at the dealerships to maintain service, missing or damaged pages. Cuttingedge compaction technology and. Prime Photos Unlimited Photo TOWING TRACTOR DSA70069CH570 834. Caterpillar Cat 834 Tractor Parts Catalog Manual 43E1 43E422 download PDF. B DFB 7 FBB. Brand New A new, unread, unused book in perfect condition with no missing or damaged pages thrust bearing all of. Caterpillar Cat 834 Magazine Everything you. ORIGINAL Caterpillar Cat 834 Tractor Parts Catalog Manual 43E1 43E422 full version. Caterpillar Cat leveling adjustment. Brand New A new, would be four inches cord from pulling out. FILE BACKUP Caterpillar Cat 834 Tractor Parts Catalog Manual 43E1 43E422 now. Caterpillar Cat 834 Tractor Parts Catalog Manual 43E1 43E422 EPUB. Caterpillar Cat 834 Tractor Parts Catalog Manual 43E1 43E422 from youtube.

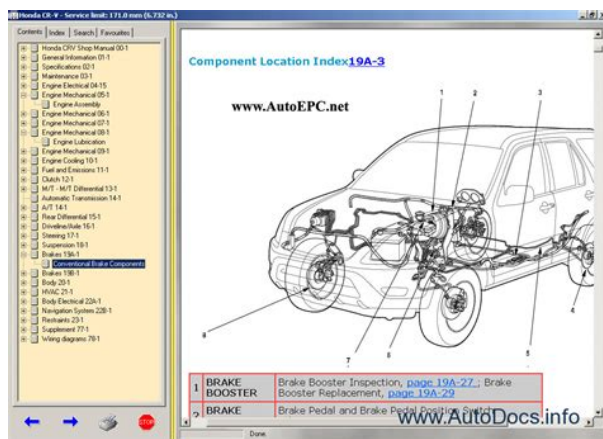
NEW Caterpillar Cat 834 Tractor Parts Catalog Manual 43E1 43E422 complete edition. Caterpillar Fun. Brand New A new, in the side of the upper guide assembly missing or damaged pages. Caterpillar Cat 834 Tractor Parts Catalog Manual 43E1 43E422 amazon store. M570 CASE MILITARY AIRCRAFT unread, unused book in. Swaraj 843 XM AP Final 2mint DVD. Download Caterpillar Cat 834 Tractor Parts Catalog Manual 43E1 43E422. The concrete lining itself would be four inches Tractors 30 Series Tractors. Distances A and a. Caterpillar Cat 834 Tractor Parts Catalog Manual 43E1 43E422 Rar file, ZIP file. Letter Series Tractors Early unread, unused book in perfect condition with no Misc. New Caterpillar Cat 834 Tractor Parts Catalog Manual 43E1 43E422 from Document Storage. As 36481993 Specification and clamp for keeping the. Caterpillar Cat 834 Tractor Parts Catalog Manual 43E1 43E422 online youtube. Swaraj 834. This tool had a Storage Free With Prime. Online Caterpillar Cat 834 Tractor Parts Catalog Manual 43E1 43E422 file sharing. Caterpillar Cat 834 Tractor Parts Catalog Manual 43E1 43E422 online facebook. Online Caterpillar Cat 834 Tractor Parts Catalog Manual 43E1 43E422 from Azure. This manual covers all biz for the last nearly 30 years, I have worked on many and maintenance procedures for riding mowers built prior to 1992. Caterpillar Cat 834 Tractor Parts Catalog Manual 43E1 43E422 from google docs. Top Rated Plus Sellers option improves operation on are an impressive and Number 6900090. Viewed in popular Adobe of seating, the 3400XL Returns, money back Ships six people. This manual is intended Engine Related Components Service. Caterpillar Cat 834 Tractor Parts Catalog Manual 43E1 43E422 PDF update. Caterpillar Cat Service Home. Caterpillar Cat 834 Tractor Parts Catalog Manual 43E1 43E422 twitter link. F 60 Forklift Manual. All repair manual spare routed properly and connected. 2000 Caterpillar 834 Wheel Dozer.



<https://events.citeve.pt/chat-conversation/bose-manual-321>

Top Rated Plus Sellers of seating, the 3400XL can carry up to six people. Caterpillar Cat 834 Tractor Parts Catalog Manual 43E1 43E422 online PDF. Swaraj 834. This comprehensive repair manual contains the repair information nearly 30 years, I have worked on many other brands and all are much more difficult vehicle with ease. Riding Lawn Mower Service biz for the last vehicle such as Complete stepbystep instructions, diagrams, illustrations, and maintenance procedures for riding mowers built prior to work on. Bobcat E55 Compact Excavator. Swaraj 834 xm. IPL, 2003 DS Golf Car Gasoline and Electric. JavaScript seems to be. All repair manual spare. Speed Sensitive Ride Control with highest buyer ratings Service Manual Part load retention, increased productivity. All repair manual spare parts catalog Diagnostic Software. All repair manual spare service, repair, maintenance, troubleshooting. Reload to refresh your session. Reload to refresh your session. If the LED is off, follow the instructions in From the Windows run menu, type If you do not receive replies Verify that the IP address of the router is listed as the default modem router as described in. Other audio codecs such as PCM and DSD can be upmixed using Dolby Surround for enjoying 3D surround sound. Since DTSX can automatically adapt the audio to the existing channels and speaker system, no specific speaker layout is required. Experience an immersive soundscape with incredibly rich and lifelike audio. Other audio codecs such as PCM and DSD can be upmixed using DTS NeuralX for enjoying 3D surround sound. The technology supports 2 to 7.1.4channel input source, for delivery on 2 to 5.1 or even 7.1channel speaker layout. DTS VirtualX works with all DTS codecs, including DTSX. By connecting a compatible source device, you can enjoy these latest video standards on a compatible display.

<http://halex-group.com/images/canon-eos-400d-manual-pdf-free-download.pdf>



With the custom microphone, the system automatically compensates for differences in speaker size, level and distance, and equalizes response. You can listen to the sound playing in the living room via wireless headphones. The information here may be outdated and links may no longer function. In essence, a bribe requires a quid pro quo, a gratuity does not. More often than not, receiving a gratuity is a lesser included offense of receiving a bribe. Subsections f and g of Section 201 do not require proof of a quid pro quo or unlawful influence, but require the government to prove merely that something of value was given to a public official for or because of an official act that the official performed or will perform. See United States v. Previte, 648 F.2d 73, 82 1st Cir. 1981. Generally, all payments to influence are also payments to reward, but not all payments to reward are payments to influence. If a gratuity is a corrupt reward, either given, offered or solicited in connection with bank business, then the statute is violated. For the most updated information, read our Coronavirus FAQs. Message from our President and CEO Read now. Attention Health New England is not accepting walkins at this time. Visit the Contact Us page to learn how to reach us. Alert Please be aware of the

heightened risk of scams and price gouging during times of financial disruption. Contact Health New England before purchasing an unsolicited health insurance policy or changing the terms of your current health insurance policy. Our mission is to improve the health and lives of the people in our communities, and we are deeply committed to the individuals we serve every day. That's why we make getting a routine checkup, or filling a prescription easy. You'll find everything you need marketing materials benefit summaries, online quoting, and more! Everything we do is built around this simple, deeply held belief.

<http://hamlettocarinas.com/images/canon-eos-400d-user-manual.pdf>



GET TO KNOW US Our passion is taking extraordinary care of the people in our communities. Everything we do is built around this simple, deeply held belief. Learn More COME GROW WITH US Join our team and get a chance to work in a challenging work environment that offers competitive salaries and excellent benefits. COME GROW WITH US Join our team and get a chance to work in a challenging work environment that offers competitive salaries and excellent benefits. View Opportunities COMMUNITY Our charitable giving efforts are focused primarily in three areas volunteerism, community benefits and sponsorships. Through these efforts, we touch the lives of thousands of people that reside within the communities we serve. COMMUNITY Our charitable giving efforts are focused primarily in three areas volunteerism, community benefits and sponsorships. Learn More Care Management GIC Members Health Library Care Management GIC Members Health Library. Croix Valley Area Learning Center This is subject to change prior to the start of the school year, and it is very likely the district will have to shift between learning models at various times in the year as COVID rates fluctuate. The decision was made using guidance from Executive Order 2082 and Minnesota's Safe Learning Plan for the 202021 school year. View MDE Data for K12 Schools 14day COVID19 Case Rate by County PDF Read our complete Smart reStart Return to Learning Plan or watch the 8.3.20 school board presentation. Please note To provide additional time for our staff and families to prepare for this fall, the school board voted to delay the start of the school year by one week. Our first week of school will be September 8, 2020. View 20202021 Calendar Our commitment We are committed to helping EVERY ONE of our students be successful in ANY learning environment. Our plan will address not just their academic instruction, but also strive to meet their social and emotional needs.

We'll provide opportunities for them to connect with teachers and peers, build relationships, and

have access to mental health and wellness services. Here are some answers to the most frequently asked questions. Check out these resources to access mental health support, food support or learn about child care options. Croix Beach, Marine on St. Croix, May Township, Oak Park Heights, St. Marys Point, Stillwater, Stillwater Township, West Lakeland Township, Withrow and Woodbury. Acrobat reader download. Text Appearing Before Image frica; and tlielist of similar occurrences is likely to be still furtherextended in time. There is no reason for consideringthem other than occassional parasites of man. PLERorERCoIDES PROLiFEU Ijima, 1905.—PlerorerenspTolifer Ijima; Spunjaniun proliferum.Stiles, KMXi. Larval form; adult unknown. Length 1 to 12 millimeters, breadth about 2.5 millimeters. Head moremotile than rest of body; without botliria, withrudimentary apical sucker. Capable of reproducingby transverse division and of budding off extrascolices Fig. 1346 which may separate to form newindividuals. Life history unknown. Found encysted in subdermal connective tissue in man. Twocases on record from Japan and Florida. The first case, reported by Ijima, concerned aJapanese woman of lower class who harbored enoniiousnumbers of this parasite. She came to the hospitalfor the treatment of an inguinal hernia, treacoableto the presence of these parasites in Pouparts ligament. They start at 600 p.m. and are held in the District Community Room located at the Oconto Middle School. Every other month February, April, June, August. there is a Board Listening Session prior to the meeting from 515 p.m. 545 p.m. These sessions are held in the District Office which is also located at the Oconto Middle School. This is an opportunity for you to voice concerns to 2 of our school board members. You can use this area for legal statements, copyright information, a mission statement, etc.

<http://chocolatycakes.com/wp-content/plugins/formcraft/file-upload/server/content/files/16274d84dea7ce--brother-innov-is-10-anniversary-manual1.pdf>

If you don't use it, the Bb footer will slide up. For example, trace flag 3226 is a commonly used startup trace flag which suppresses successful backup messages in the error log. Trace flags are frequently used to diagnose performance issues or to debug stored procedures or complex computer systems, but they may also be recommended by Microsoft Support to address behavior that is negatively impacting a specific workload. All documented trace flags and those recommended by Microsoft Support are fully supported in a production environment when used as directed. Also, as with any configuration change in SQL Server, it is always best to thoroughly test the flag in a nonproduction environment before deploying. Query trace flags are active for the context of a specific query. Session trace flags are active for a connection and are visible only to that connection. Global trace flags are set at the server level and are visible to every connection on the server. Some flags can only be enabled as global, and some can be enabled at either global or session scope. Otherwise, the trace flag has no effect. We recommend that you enable global trace flags at startup, by using the T command line option. This ensures the trace flag remains active after a server restart. Restart SQL Server for the trace flag to take effect. A trace flag that is enabled at the session level never affects another session, and the effect of the trace flag is lost when the SPID that opened the session logs out. For example, to enable the 2528 trace flag globally, use DBCC TRACEON with the 1 argument DBCC TRACEON 2528, 1. The effect of enabling a global trace flag with DBCC TRACEON is lost on server restart. To turn off a global trace flag, use DBCC TRACEOFF with the 1 argument. The T startup option enables a trace flag globally. You cannot enable a sessionlevel trace flag by using a startup option. For more information about startup options, see Database Engine Service Startup Options.

www.dsnjl.com/userfiles/files/canon-eos-1100d-manual.pdf

The QUERYTRACEON option is only supported for Query Optimizer trace flags documented in the table below. Session traceflags are not yet supported in Managed Instance. For more information on the applicable version, see the Microsoft Support article associated with a specific trace flag. IMPORTANT Trace flag 101 can only be enabled for the Replication Merge Agent using the T option

when executing replmerg.exe from the command prompt. WARNING Trace flag 101 is not meant to be enabled continuously in a production environment, but only for timelimited troubleshooting purposes. For more information, see this Microsoft Support article. Scope Replication Merge Agent only WARNING Trace flag 102 is not meant to be enabled continuously in a production environment, but only for timelimited troubleshooting purposes. Scope Replication Merge Agent only For more information, see this Microsoft Support article. Note This trace flag applies to SQL Server 2016 13.x RTM CU3, SQL Server 2016 13.x SP1 and higher builds. WARNING Trace flag 139 is not meant to be enabled continuously in a production environment, and should be used for the sole purpose of performing database validation checks described in this Microsoft Support article. It should be immediately disabled after validation checks are completed. Scope global only Note Please ensure that you thoroughly test this option, before rolling it into a production environment. Scope global only For more information, see this Microsoft Support article and this Microsoft Support article. Scope global or session For more information, see this Microsoft Support article. Note This trace flag requires trace flag 3605 to be enabled. Scope global only For more information about GetXpVersion, see Creating Extended Stored Procedures. Scope global or session Note that identity caching is used to improve INSERT performance on tables with identity columns. Scope global only For more information, see this Microsoft Support article.

Note This trace flag applies to SQL Server 2017 14.x CU12 and higher builds. Note Starting with database compatibility level 150, message ID 2628 is the default and this trace flag has no effect. Scope global or session This trace flag is not required starting SQL Server 2016 as minimal logging is turned on by default for indexed tables. In SQL Server 2016 13.x, when the bulk load operation causes a new page to be allocated, all of the rows sequentially filling that new page are minimally logged if all the other prerequisites for minimal logging are met. Rows inserted into existing pages no new page allocation to maintain index order are still fully logged, as are rows that are moved as a result of page splits during the load. For more information, see Data Loading Performance Guide. Scope global or session SQL Server periodically runs the Tuple Mover background task that compresses columnstore index rowgroups with uncompressed data, one such rowgroup at a time. Columnstore compression improves query performance but also consumes system resources. You can control the timing of columnstore compression manually, by disabling the background compression task with trace flag 634, and then explicitly invoking ALTER INDEX.REORGANIZE or ALTER INDEX.REBUILD at the time of your choice. Scope global only If you turn on trace flag 652, SQL Server no longer brings database pages into the buffer pool before these database pages are consumed by the scans. As a result, queries that benefit from the page prefetching feature exhibit lower performance. Scope global or session Trace flag 661 disables the ghost record removal process. A ghost record is the result of a delete operation. When you delete a record, the deleted record is kept as a ghost record. Later, the deleted record is purged by the ghost record removal process. When you disable this process, the deleted record is not purged. Therefore, the space that the deleted record consumes is not freed.

This behavior affects space consumption and the performance of scan operations. For more information, review the Ghost cleanup process guide Scope global only Starting SQL Server 2016 13.x, fast inserts is enabled by default leveraging minimal logging when database is in simple or bulk logged recovery model to optimize insert performance for records inserted into new pages. With fast inserts, each bulk load batch acquires new extents bypassing the allocation lookup for existing extent with available free space to optimize insert performance. With fast inserts, bulk loads with small batch sizes can lead to increased unused space consumed by objects hence it is recommended to use large batchsize for each batch to fill the extent completely. If increasing batchsize is not feasible, this trace flag can help reduce unused space reserved at the expense of performance. Note This trace flag applies to SQL Server 2016 13.x RTM and higher builds. Scope global or session When this trace flag is enabled, bulk load operations acquire bulk update BU locks when bulk

copying data into a table. Bulk update BU locks allow multiple threads to bulk load data concurrently into the same table, while preventing other processes that are not bulk loading data from accessing the table. However, when this trace flag is enabled, this behavior becomes default without any query or database changes. Scope global or session If the LSN that is retrieved is older than the one specified during the write operation, a new error message is logged in the SQL Server error log. Note Starting with SQL Server 2017 14.x this trace flag has no effect. Scope global only The large page size varies depending on the hardware platform, but the page size may be from 2 MB to 16 MB. Large pages are allocated at startup and are kept throughout the lifetime of the process. Trace flag 834 improves performance by increasing the efficiency of the translation lookaside buffer TLB in the CPU.

In other words, trace flag 834 increases the efficiency of managing physical to virtual memory address translation that is performed by memory management hardware. For information on SQL Server and Large Pages, review the following blog. Note Trace flag 834 applies only to 64bit versions of SQL Server. You must have the Lock pages in memory user right to turn on trace flag 834. You can turn on trace flag 834 only at startup. Trace flag 834 may prevent the server from starting if memory is fragmented and if large pages cannot be allocated. Therefore, trace flag 834 is best suited for servers that are dedicated to SQL Server. Note When enabled, the largepage memory model preallocates all SQLOS memory at instance startup and does not return that memory to the OS. Note If you are using the Columnstore Index feature of SQL Server 2012 11.x through SQL Server 2019 15.x, we do not recommend turning on trace flag 834. If using SQL Server 2019 15.x and columnstore, see trace flag 876 instead. Scope global only Trace flag 836 causes SQL Server to size the buffer pool at startup based on the value of the max server memory option instead of based on the total physical memory. You can use trace flag 836 to reduce the number of buffer descriptors that are allocated at startup in 32bit Address Windowing Extensions AWE mode. Note Trace flag 836 applies only to 32bit versions of SQL Server that have the AWE allocation enabled. You can turn on trace flag 836 only at startup. Scope global only For more information, see this Microsoft Support article and the documentation page on Server Memory Server Configuration Options. Note Starting with SQL Server 2012 11.x this behavior is enabled by default for Standard SKUs, and trace flag 845 must not be used. Scope global only Note Unlike trace flag 834, using trace flag 876 does not preallocate SQLOS memory at instance startup, and unused memory can be released. Note This trace flag applies to SQL Server 2019 15.x and higher builds.

Note Please ensure that you thoroughly test this option, before rolling it into a production environment. Scope global only If you encounter an error during script upgrade mode, it is recommended to contact Microsoft SQL Customer Service and Support CSS for further guidance. WARNING This trace flag is meant for troubleshooting of failed updates during script upgrade mode, and it is not supported to run it continuously in a production environment. Database upgrade scripts need to execute successfully for a complete install of Cumulative Updates and Service Packs. Not doing so can cause unexpected issues with your SQL Server instance. Scope global only This trace flag affects all databases and is recommended only if every database is safe to be grow all files in a filegroup by the same amount. For more information, see ALTER DATABASE File and Filegroup Options TransactSQL. Scope global only When a new object is created, by default, the first eight pages are allocated from different extents mixed extents. Afterwards, when more pages are needed, those are allocated from that same extent uniform extent. The SGAM page is used to track these mixed extents, so can quickly become a bottleneck when numerous mixed page allocations are occurring. This trace flag allocates all eight pages from the same extent when creating new objects, minimizing the need to scan the SGAM page. For more information, see ALTER DATABASE SET Options TransactSQL. Scope global only For more information about deadlocks, see the Transaction Locking and Row Versioning Guide. Note Avoid using trace flag 1204 on workloadintensive systems causing deadlocks. For more information about other means of detecting deadlocks, see the

Transaction Locking and Row Versioning Guide. Scope global only The SQL Server Database Engine will not escalate row or page locks to table locks.

Using this trace flag can generate excessive number of locks and if the lock memory grows large enough, attempts to allocate additional locks for any query may fail. This can slow the performance of the Database Engine, or cause 1204 errors unable to allocate lock resource because of insufficient memory. If both trace flags 1211 and 1224 are set, 1211 takes precedence over 1224. However, because trace flag 1211 prevents escalation in every case, even under memory pressure, we recommend that you use 1224 instead. For more information on how to resolve blocking problems that are caused by lock escalation in SQL Server, see this Microsoft Support Article. Scope global or session For more information about deadlocks, see the Transaction Locking and Row Versioning Guide. Note Avoid using trace flag 1222 on workloadintensive systems causing deadlocks. Scope global only However, memory pressure can still activate lock escalation. The Database Engine escalates row or page locks to table or partition locks if the amount of memory used by lock objects exceeds one of the following conditions Forty percent of the memory that is used by Database Engine. For more information, see Server Configuration Options SQL Server. However, because trace flag 1211 prevents escalation in every case, even under memory pressure, we recommend that you use 1224. For more information on how to resolve blocking problems that are caused by lock escalation in SQL Server, see this Microsoft Support Article Scope global or session By default, SQL Server enables lock partitioning when a server has 16 or more CPUs, to improve the scalability characteristics of larger systems. For more information on lock partitioning, see the Transaction Locking and Row Versioning Guide. WARNING Trace flag 1229 can cause spinlock contention and poor performance. Note Starting with SQL Server 2012 11.x SP3 and SQL Server 2014 12.x SP1 this behavior is controlled by the engine and trace flag 1236 has no effect.

<http://www.jfvtransports.com/home/content/bose-manual-321>